





Taiwan Institute for Governance and Communication Research (TIGCR), 2018: Taiwan Government Bureaucrats Survey (TIGCR-TGBS 2018).

q51_4. How often do you acquire political/ public issue-related information from the news media website? (Including News App, Yahoo! News)

Sample citation of the data source

Data analyzed in this article [paper, book, chapter, report] were from Taiwan Institute for Governance and Communication Research (TIGCR), 2018: Taiwan Government Bureaucrats Survey (TIGCR-TGBS 2018). The principal investigators of multi-year project TIGCR are Professor Chi Huang (National Chengchi University) and Professor Chingching Chang (National Chengchi University). TIGCR- TGBS 2018 is the first year online survey data of the TIGCR government bureaucrats' panel survey on "Political attitude, Policy-making and Governance Communication in Taiwan". The principal investigators are Professor Chi Huang and Professor Chingching Chang. More information is on TIGCR website ((<http://tigcr.nccu.edu.tw/>)). The author(s) appreciate the assistance in providing data by the institute and individual(s) aforementioned. The author(s) are alone responsible for views expressed herein. DOI : 10.6923/TW-TIGCR-TGBS2018

(For more archives: <https://tigcr.nccu.edu.tw/en/survey-search>)

No.	Value Label	Frequency	Percent	
1	Never	10	1.06%	
2	Seldom	61	6.47%	
3	Sometimes	270	28.63%	
4	Often	602	63.84%	
		943	100%	