





















Taiwan Institute for Governance and Communication Research (TIGCR), 2018: Taiwan Government Bureaucrats Survey (TIGCR-TGBS 2018).

q18. Which of the following is the main work business that you are currently responsible for?

Sample citation of the data source

Data analyzed in this article [paper, book, chapter, report] were from Taiwan Institute for Governance and Communication Research (TIGCR), 2018: Taiwan Government Bureaucrats Survey (TIGCR-TGBS 2018). The principal investigators of multi-year project TIGCR are Professor Chi Huang (National Chengchi University) and Professor Chingching Chang (National Chengchi University). TIGCR- TGBS 2018 is the first year online survey data of the TIGCR government bureaucrats' panel survey on "Political attitude, Policy-making and Governance Communication in Taiwan". The principal investigators are Professor Chi Huang and Professor Chingching Chang. More information is on TIGCR website ((<http://tigcr.nccu.edu.tw/>)). The author(s) appreciate the assistance in providing data by the institute and individual(s) aforementioned. The author(s) are alone responsible for views expressed herein. DOI : 10.6923/TW-TIGCR-TGBS2018

(For more archives: <https://tigcr.nccu.edu.tw/en/survey-search>)

No.	Value Label	Frequency	Percent	
1	Taxation	42	4.45%	
2	Social insurance and allowance	22	2.33%	
3	Prosecutors and law office	9	0.95%	
4	Land Administration	51	5.41%	
5	Household registration	21	2.23%	
6	Certificate issuance	4	0.42%	
8	Inspection and examination	25	2.65%	
9	social security, investigation and fire prevention	23	2.44%	
10	Social welfare and veteran service	24	2.55%	
11	Health care	14	1.48%	
12	Occupational training	7	0.74%	
13	Education and socioeducational facilities and activities	51	5.41%	
14	Culture facilities and activities	25	2.65%	
15	General industrial counseling	18	1.91%	
16	Tourism and park facilities and activities	17	1.8%	
17	Engineering, transportation constructions and maintenance	102	10.82%	
18	Other general public services	62	6.57%	
19	Staff-role business (e.g. secretarial, public relations, law, civil service ethics, personnel, budget, accounting, statistics, and information, etc.)	334	35.42%	
20	Investigative	17	1.8%	
21	Others, please specify	75	7.95%	
		943	100%	