






Taiwan Institute for Governance and Communication Research (TIGCR), 2018: Taiwan Government Bureaucrats Survey (TIGCR-TGBS 2018).

q6. What is your education level?

Sample citation of the data source

Data analyzed in this article [paper, book, chapter, report] were from Taiwan Institute for Governance and Communication Research (TIGCR), 2018: Taiwan Government Bureaucrats Survey (TIGCR-TGBS 2018). The principal investigators of multi-year project TIGCR are Professor Chi Huang (National Chengchi University) and Professor Chingching Chang (National Chengchi University). TIGCR- TGBS 2018 is the first year online survey data of the TIGCR government bureaucrats' panel survey on "Political attitude, Policy-making and Governance Communication in Taiwan". The principal investigators are Professor Chi Huang and Professor Chingching Chang. More information is on TIGCR website ((<http://tigcr.nccu.edu.tw/>). The author(s) appreciate the assistance in providing data by the institute and individual(s) aforementioned. The author(s) are alone responsible for views expressed herein. DOI : 10.6923/TW-TIGCR-TGBS2018

(For more archives: <https://tigcr.nccu.edu.tw/en/survey-search>)

| No. | Value Label | Frequency | Percent | |
|-----|---|-----------|---------|---|
| 1 | Senior high school (general/ vocational) or below | 4 | 0.42% |  |
| 2 | Junior college | 13 | 1.38% |  |
| 3 | Undergraduate | 540 | 57.26% |  |
| 4 | Master's degree | 375 | 39.77% |  |
| 5 | Doctoral degree | 11 | 1.17% |  |
| | | 943 | 100% | |