













Taiwan Institute for Governance and Communication Research (TIGCR), 2018: Political Polarization Survey (TIGCR-PPS 2018)

vGC2. Which political party ever made you worried?

Sample citation of the data source

- Data analyzed in this article [paper, book, chapter, report] were from Taiwan Institute for Governance and Communication Research (TIGCR), 2018: Political Polarization Survey (TIGCR-PPS 2018). The principal investigators of multi-year project TIGCR are Professor Chi Huang (National Chengchi University) and Professor Chingching Chang (National Chengchi University). TIGCR-PPS 2018 is the first year Face-to-Face interview survey data of the TIGCR citizen's panel survey on "Political attitude, Policy-making and Governance Communication in Taiwan". The principal investigators are Professor Chi Huang and Professor Chingching Chang. More information is on TIGCR website (<http://tigcr.nccu.edu.tw/>). The author(s) appreciate the assistance in providing data by the institute and individual(s) aforementioned. The author(s) are alone responsible for views expressed herein. DOI : 10.6923/TW-TIGCR-PPS2018

(For more archives: <https://tigcr.nccu.edu.tw/en/survey-search>)

No.	Value Label	Frequency	Percent	
1	Kuomintang(KMT)	309	12.44%	
2	Democratic Progressive Party(DPP)	779	31.36%	
3	New Party(NP)	53	2.13%	
4	People First Party(PFP)	18	0.72%	
5	Taiwan Solidarity Union(TSU)	25	1.01%	
6	Non-Partisan Solidarity Union(NPSU)	8	0.32%	
9	Green Party	5	0.2%	
15	People Democratic Party(PDP)	5	0.2%	
18	Trees Party	2	0.08%	
19	New Power Party(NPP)	116	4.67%	
20	Social Democratic Party(SDP)	2	0.08%	
21	Minkuotang(MKT, Republic Party)	6	0.24%	

22	Taiwan Independence Party	2	0.08%	<div></div>
23	Military, Civil, and Faculty Alliance Party(MCFAP)	29	1.17%	<div></div>
24	Faith and Hope League	4	0.16%	<div></div>
25	Unionist Party	46	1.85%	<div></div>
42	Taiwan Civil Government	1	0.04%	<div></div>
43	Kuomintang(KMT) and Democratic Progressive Party(DPP)	3	0.12%	<div></div>
44	Taiwan Alliance to End the Death Penalty(TAEDP)	1	0.04%	<div></div>
91	All of them	70	2.82%	<div></div>
92	None of them	622	25.04%	<div></div>
95	No opinion	5	0.2%	<div></div>
97	Don't know	324	13.04%	<div></div>
98	Refuse to answer	48	1.93%	<div></div>
99	Missing	1	0.04%	<div></div>
		2484	100%	