













Taiwan Institute for Governance and Communication Research (TIGCR), 2018: Political Polarization Survey (TIGCR-PPS 2018)

vGC1. Which political party ever made you feel angry?

Sample citation of the data source

- Data analyzed in this article [paper, book, chapter, report] were from Taiwan Institute for Governance and Communication Research (TIGCR), 2018: Political Polarization Survey (TIGCR-PPS 2018). The principal investigators of multi-year project TIGCR are Professor Chi Huang (National Chengchi University) and Professor Chingching Chang (National Chengchi University). TIGCR-PPS 2018 is the first year Face-to-Face interview survey data of the TIGCR citizen's panel survey on "Political attitude, Policy-making and Governance Communication in Taiwan". The principal investigators are Professor Chi Huang and Professor Chingching Chang. More information is on TIGCR website (<http://tigcr.nccu.edu.tw/>). The author(s) appreciate the assistance in providing data by the institute and individual(s) aforementioned. The author(s) are alone responsible for views expressed herein. DOI : 10.6923/TW-TIGCR-PPS2018

(For more archives: <https://tigcr.nccu.edu.tw/en/survey-search>)

No.	Value Label	Frequency	Percent	
1	Kuomintang(KMT)	314	12.64%	
2	Democratic Progressive Party(DPP)	590	23.75%	
3	New Party(NP)	69	2.78%	
4	People First Party(PFP)	35	1.41%	
5	Taiwan Solidarity Union(TSU)	41	1.65%	
6	Non-Partisan Solidarity Union(NPSU)	4	0.16%	
9	Green Party	4	0.16%	
15	People's Democratic Party(PDP)	3	0.12%	
18	Trees Party	1	0.04%	
19	New Power Party(NPP)	163	6.56%	
20	Social Democratic Party(SDP)	3	0.12%	
21	Minkuotang(MKT, Republic Party)	15	0.6%	

22	Taiwan Independence Party	2	0.08%	<div></div>
23	Military, Civil, and Faculty Alliance Party(MCFAP)	44	1.77%	<div></div>
24	Faith and Hope League	6	0.24%	<div></div>
25	Unionist Party	56	2.25%	<div></div>
26	Free Taiwan Party	1	0.04%	<div></div>
41	One Side One Country Alliance(OSOCA)	1	0.04%	<div></div>
42	Taiwan Civil Government	3	0.12%	<div></div>
43	Kuomintang(KMT) and Democratic Progressive Party(DPP)	1	0.04%	<div></div>
91	All of them	70	2.82%	<div></div>
92	None of them	693	27.9%	<div></div>
93	Forgot	2	0.08%	<div></div>
95	No opinion	5	0.2%	<div></div>
97	Don't know	306	12.32%	<div></div>
98	Refuse to answer	52	2.09%	<div></div>
		2484	100%	