











Taiwan Institute for Governance and Communication Research (TIGCR), 2018: Political Polarization Survey (TIGCR-PPS 2018)

vGB6. Will you agree that prohibiting the ethnic groups you hate the most sharing comments on political TV show will make Taiwan society better?

Sample citation of the data source

- Data analyzed in this article [paper, book, chapter, report] were from Taiwan Institute for Governance and Communication Research (TIGCR), 2018: Political Polarization Survey (TIGCR-PPS 2018). The principal investigators of multi-year project TIGCR are Professor Chi Huang (National Chengchi University) and Professor Chingching Chang (National Chengchi University). TIGCR-PPS 2018 is the first year Face-to-Face interview survey data of the TIGCR citizen's panel survey on "Political attitude, Policy-making and Governance Communication in Taiwan". The principal investigators are Professor Chi Huang and Professor Chingching Chang. More information is on TIGCR website (<http://tigcr.nccu.edu.tw/>). The author(s) appreciate the assistance in providing data by the institute and individual(s) aforementioned. The author(s) are alone responsible for views expressed herein. DOI : 10.6923/TW-TIGCR-PPS2018

(For more archives: <https://tigcr.nccu.edu.tw/en/survey-search>)

No.	Value Label	Frequency	Percent	
1	Strongly agree	137	5.52%	
2	Agree	504	20.29%	
3	Not agree	820	33.01%	
4	Strongly not agree	106	4.27%	
94	It depends	8	0.32%	
95	No opinion	28	1.13%	
96	Skip	851	34.26%	
97	Don't know	28	1.13%	
98	Refuse to answer	1	0.04%	
99	Missing	1	0.04%	
		2484	100%	

