







Taiwan Institute for Governance and Communication Research (TIGCR), 2018: Political Polarization Survey (TIGCR-PPS 2018)

vGB4. How would you feel if you had a son or daughter who married a DPP's supporter?

Sample citation of the data source

- Data analyzed in this article [paper, book, chapter, report] were from Taiwan Institute for Governance and Communication Research (TIGCR), 2018: Political Polarization Survey (TIGCR-PPS 2018). The principal investigators of multi-year project TIGCR are Professor Chi Huang (National Chengchi University) and Professor Chingching Chang (National Chengchi University). TIGCR-PPS 2018 is the first year Face-to-Face interview survey data of the TIGCR citizen's panel survey on "Political attitude, Policy-making and Governance Communication in Taiwan". The principal investigators are Professor Chi Huang and Professor Chingching Chang. More information is on TIGCR website (<http://tigcr.nccu.edu.tw/>). The author(s) appreciate the assistance in providing data by the institute and individual(s) aforementioned. The author(s) are alone responsible for views expressed herein. DOI : 10.6923/TW-TIGCR-PPS2018

(For more archives: <https://tigcr.nccu.edu.tw/en/survey-search>)

| No. | Value Label | Frequency | Percent | |
|-----|------------------|-----------|---------|---|
| 1 | Very upset | 77 | 3.1% |  |
| 2 | Somewhat upset | 203 | 8.17% |  |
| 3 | Not upset at all | 2093 | 84.26% |  |
| 92 | Have no child | 28 | 1.13% |  |
| 97 | Don't know | 69 | 2.78% |  |
| 98 | Refuse to answer | 14 | 0.56% |  |
| | | 2484 | 100% | |