













# Taiwan Institute for Governance and Communication Research (TIGCR), 2018: Political Polarization Survey (TIGCR-PPS 2018)

vPH3. In the 2016 Legislative election, which party's candidate did you vote for?

## Sample citation of the data source

- Data analyzed in this article [paper, book, chapter, report] were from Taiwan Institute for Governance and Communication Research (TIGCR), 2018: Political Polarization Survey (TIGCR-PPS 2018). The principal investigators of multi-year project TIGCR are Professor Chi Huang (National Chengchi University) and Professor Chingching Chang (National Chengchi University). TIGCR-PPS 2018 is the first year Face-to-Face interview survey data of the TIGCR citizen's panel survey on "Political attitude, Policy-making and Governance Communication in Taiwan". The principal investigators are Professor Chi Huang and Professor Chingching Chang. More information is on TIGCR website (<http://tigcr.nccu.edu.tw/>). The author(s) appreciate the assistance in providing data by the institute and individual(s) aforementioned. The author(s) are alone responsible for views expressed herein. DOI : 10.6923/TW-TIGCR-PPS2018

(For more archives: <https://tigcr.nccu.edu.tw/en/survey-search>)

No.	Value Label	Frequency	Percent	
1	Democratic Progressive Party(DPP)	643	25.89%	
2	People First Party(PFP)	29	1.17%	
4	Peace Pigeon Union	1	0.04%	
6	Minkuotang(MKT, Republic Party)	7	0.28%	
7	Faith and Hope League	1	0.04%	
9	Kuomintang(KMT)	493	19.85%	
10	Taiwan Solidarity Union(TSU)	1	0.04%	
11	New Power Party(NPP)	43	1.73%	
13	Green Party-Social Democratic Party Alliance	12	0.48%	
14	Taiwan Independence Party	1	0.04%	
15	Non-Partisan Solidarity Union(NPSU)	2	0.08%	
16	New Party(NP)	4	0.16%	

18	Trees Party	3	0.12%	<div></div>
21	Taiwan Labor Party	1	0.04%	<div></div>
22	Taiwan Win Party	1	0.04%	<div></div>
28	No partisan	15	0.6%	<div></div>
87	TSENG, Yung-Chuan	1	0.04%	<div></div>
89	Didn't vote	12	0.48%	<div></div>
90	Vote for the person, not the party	1	0.04%	<div></div>
91	Forgot	427	17.19%	<div></div>
92	Not eligible to vote	2	0.08%	<div></div>
94	Cast an invalid vote	39	1.57%	<div></div>
96	Skip	643	25.89%	<div></div>
97	Don't know	41	1.65%	<div></div>
98	Refuse to answer	61	2.46%	<div></div>
		2484	100%	