










# Taiwan Institute for Governance and Communication Research (TIGCR), 2018: Political Polarization Survey (TIGCR-PPS 2018)

vPH1. Did you vote for the President and Legislator in 2016?

## Sample citation of the data source

- Data analyzed in this article [paper, book, chapter, report] were from Taiwan Institute for Governance and Communication Research (TIGCR), 2018: Political Polarization Survey (TIGCR-PPS 2018). The principal investigators of multi-year project TIGCR are Professor Chi Huang (National Chengchi University) and Professor Chingching Chang (National Chengchi University). TIGCR-PPS 2018 is the first year Face-to-Face interview survey data of the TIGCR citizen's panel survey on "Political attitude, Policy-making and Governance Communication in Taiwan". The principal investigators are Professor Chi Huang and Professor Chingching Chang. More information is on TIGCR website (<http://tigcr.nccu.edu.tw/>). The author(s) appreciate the assistance in providing data by the institute and individual(s) aforementioned. The author(s) are alone responsible for views expressed herein. DOI : 10.6923/TW-TIGCR-PPS2018

(For more archives: <https://tigcr.nccu.edu.tw/en/survey-search>)

No.	Value Label	Frequency	Percent	
1	Considered to vote, but didn't because too busy or other reasons	160	6.44%	
2	Not interested in voting, so didn't vote	137	5.52%	
3	Didn't vote to express opinion	57	2.29%	
4	Voted	1841	74.11%	
91	Forgot	64	2.58%	
92	Not eligible to vote	203	8.17%	
94	Cast an invalid vote	13	0.52%	
97	Don't know	3	0.12%	
98	Refuse to answer	6	0.24%	
		2484	100%	