










# Taiwan Institute for Governance and Communication Research (TIGCR), 2018: Political Polarization Survey (TIGCR-PPS 2018)

vPG4. Did you vote for City Mayor/County Magistrate in 2014?

## Sample citation of the data source

- Data analyzed in this article [paper, book, chapter, report] were from Taiwan Institute for Governance and Communication Research (TIGCR), 2018: Political Polarization Survey (TIGCR-PPS 2018). The principal investigators of multi-year project TIGCR are Professor Chi Huang (National Chengchi University) and Professor Chingching Chang (National Chengchi University). TIGCR-PPS 2018 is the first year Face-to-Face interview survey data of the TIGCR citizen's panel survey on "Political attitude, Policy-making and Governance Communication in Taiwan". The principal investigators are Professor Chi Huang and Professor Chingching Chang. More information is on TIGCR website (<http://tigcr.nccu.edu.tw/>). The author(s) appreciate the assistance in providing data by the institute and individual(s) aforementioned. The author(s) are alone responsible for views expressed herein. DOI : 10.6923/TW-TIGCR-PPS2018

(For more archives: <https://tigcr.nccu.edu.tw/en/survey-search>)

No.	Value Label	Frequency	Percent	
1	Considered to vote, but didn't vote since too busy or other reasons	168	6.76%	
2	Not interested in voting, so didn't vote	132	5.31%	
3	Didn't vote to express opinion	39	1.57%	
4	Voted	1798	72.38%	
91	Forgot	75	3.02%	
92	Not eligible to vote	241	9.7%	
94	Cast an invalid vote	22	0.89%	
97	Don't know	2	0.08%	
98	Refuse to answer	7	0.28%	
		2484	100%	