













Taiwan Institute for Governance and Communication Research (TIGCR), 2018: Political Polarization Survey (TIGCR-PPS 2018)

vPE3. Overall, during the Mayor/County Executive term, in what aspect has he/she performed worst?

Sample citation of the data source

- Data analyzed in this article [paper, book, chapter, report] were from Taiwan Institute for Governance and Communication Research (TIGCR), 2018: Political Polarization Survey (TIGCR-PPS 2018). The principal investigators of multi-year project TIGCR are Professor Chi Huang (National Chengchi University) and Professor Chingching Chang (National Chengchi University). TIGCR-PPS 2018 is the first year Face-to-Face interview survey data of the TIGCR citizen's panel survey on "Political attitude, Policy-making and Governance Communication in Taiwan". The principal investigators are Professor Chi Huang and Professor Chingching Chang. More information is on TIGCR website (<http://tigcr.nccu.edu.tw/>). The author(s) appreciate the assistance in providing data by the institute and individual(s) aforementioned. The author(s) are alone responsible for views expressed herein. DOI : 10.6923/TW-TIGCR-PPS2018

(For more archives: <https://tigcr.nccu.edu.tw/en/survey-search>)

No.	Value Label	Frequency	Percent	
1	Social welfare	235	9.46%	
2	Improving law and order	135	5.43%	
3	Transportation	192	7.73%	
4	Public infrastructure	156	6.28%	
5	Business development	212	8.53%	
6	Environmental protection	202	8.13%	
7	Medical hygiene	58	2.33%	
8	Culture and art	59	2.38%	
9	Public safety	93	3.74%	
12		1	0.04%	
14		4	0.16%	
15		2	0.08%	

16		1	0.04%	<div></div>
19		1	0.04%	<div></div>
20		1	0.04%	<div></div>
21		12	0.48%	<div></div>
22		1	0.04%	<div></div>
23		1	0.04%	<div></div>
24		1	0.04%	<div></div>
25		1	0.04%	<div></div>
26		1	0.04%	<div></div>
27		1	0.04%	<div></div>
91	All	144	5.8%	<div></div>
92	None at all	78	3.14%	<div></div>
94	It's hard to say	81	3.26%	<div></div>
95	No opinion	237	9.54%	<div></div>
97	Don't know	572	23.03%	<div></div>
98	Refuse to answer	2	0.08%	<div></div>
		2484	100%	