













# Taiwan Institute for Governance and Communication Research (TIGCR), 2018: Political Polarization Survey (TIGCR-PPS 2018)

vPD7. What do you think is the second important political problem facing Taiwan today?

## Sample citation of the data source

- Data analyzed in this article [paper, book, chapter, report] were from Taiwan Institute for Governance and Communication Research (TIGCR), 2018: Political Polarization Survey (TIGCR-PPS 2018). The principal investigators of multi-year project TIGCR are Professor Chi Huang (National Chengchi University) and Professor Chingching Chang (National Chengchi University). TIGCR-PPS 2018 is the first year Face-to-Face interview survey data of the TIGCR citizen's panel survey on "Political attitude, Policy-making and Governance Communication in Taiwan". The principal investigators are Professor Chi Huang and Professor Chingching Chang. More information is on TIGCR website (<http://tigcr.nccu.edu.tw/>). The author(s) appreciate the assistance in providing data by the institute and individual(s) aforementioned. The author(s) are alone responsible for views expressed herein. DOI : 10.6923/TW-TIGCR-PPS2018

(For more archives: <https://tigcr.nccu.edu.tw/en/survey-search>)

No.	Value Label	Frequency	Percent	
1	Cross-strait relations	399	16.06%	
2	Economic development	547	22.02%	
3	Judicial reform	123	4.95%	
4	Aboriginal justice	2	0.08%	
5	Forward-Looking Infrastructure	53	2.13%	
6	Non-nuclear policy	104	4.19%	
7	Income distribution	90	3.62%	
8	Environmental pollution	139	5.6%	
9	Technological development	71	2.86%	
10	Aging society	200	8.05%	
11	Same-sex marriage	25	1.01%	
12	Transformative justice	36	1.45%	

13	New Southbound Policy	15	0.6%	<div></div>
14	Pension reform	100	4.03%	<div></div>
15	Capital punishment debate	92	3.7%	<div></div>
21		5	0.2%	<div></div>
22		16	0.64%	<div></div>
23		9	0.36%	<div></div>
24		7	0.28%	<div></div>
25		17	0.68%	<div></div>
26		2	0.08%	<div></div>
27		50	2.01%	<div></div>
28		19	0.76%	<div></div>
29		13	0.52%	<div></div>
30		19	0.76%	<div></div>
31		3	0.12%	<div></div>
32		29	1.17%	<div></div>
33		14	0.56%	<div></div>
34		13	0.52%	<div></div>
35		10	0.4%	<div></div>
39		1	0.04%	<div></div>
41		1	0.04%	<div></div>
45		1	0.04%	<div></div>
50		1	0.04%	<div></div>
51		1	0.04%	<div></div>
52		1	0.04%	<div></div>
53		1	0.04%	<div></div>
91	All	1	0.04%	<div></div>

94	It's hard to say	16	0.64%	<div></div>
95	No opinion	56	2.25%	<div></div>
97	Don't know	178	7.17%	<div></div>
98	Refuse to answer	4	0.16%	<div></div>
		2484	100%	