













# Taiwan Institute for Governance and Communication Research (TIGCR), 2018: Political Polarization Survey (TIGCR-PPS 2018)

vPD5. What do you think is the most important political problem facing Taiwan today?

## Sample citation of the data source

- Data analyzed in this article [paper, book, chapter, report] were from Taiwan Institute for Governance and Communication Research (TIGCR), 2018: Political Polarization Survey (TIGCR-PPS 2018). The principal investigators of multi-year project TIGCR are Professor Chi Huang (National Chengchi University) and Professor Chingching Chang (National Chengchi University). TIGCR-PPS 2018 is the first year Face-to-Face interview survey data of the TIGCR citizen's panel survey on "Political attitude, Policy-making and Governance Communication in Taiwan". The principal investigators are Professor Chi Huang and Professor Chingching Chang. More information is on TIGCR website (<http://tigcr.nccu.edu.tw/>). The author(s) appreciate the assistance in providing data by the institute and individual(s) aforementioned. The author(s) are alone responsible for views expressed herein. DOI : 10.6923/TW-TIGCR-PPS2018

(For more archives: <https://tigcr.nccu.edu.tw/en/survey-search>)

No.	Value Label	Frequency	Percent	
1	Cross-strait relations	533	21.46%	
2	Economic development	1047	42.15%	
3	Judicial reform	57	2.29%	
4	Aboriginal justice	1	0.04%	
5	Forward-Looking Infrastructure	20	0.81%	
6	Non-nuclear policy	49	1.97%	
7	Income distribution	41	1.65%	
8	Environmental pollution	77	3.1%	
9	Technological development	27	1.09%	
10	Aging society	170	6.84%	
11	Same-sex marriage	10	0.4%	
12	Transformative justice	19	0.76%	

13	New Southbound Policy	4	0.16%	<div></div>
14	Pension reform	34	1.37%	<div></div>
15	Capital punishment debate	64	2.58%	<div></div>
21		17	0.68%	<div></div>
22		7	0.28%	<div></div>
23		5	0.2%	<div></div>
24		13	0.52%	<div></div>
25		8	0.32%	<div></div>
26		1	0.04%	<div></div>
27		32	1.29%	<div></div>
28		14	0.56%	<div></div>
29		4	0.16%	<div></div>
30		12	0.48%	<div></div>
31		2	0.08%	<div></div>
32		22	0.89%	<div></div>
33		5	0.2%	<div></div>
34		7	0.28%	<div></div>
35		7	0.28%	<div></div>
39		1	0.04%	<div></div>
40		1	0.04%	<div></div>
45		1	0.04%	<div></div>
47		1	0.04%	<div></div>
48		1	0.04%	<div></div>
49		1	0.04%	<div></div>
91	All	3	0.12%	<div></div>
94	It's hard to say	13	0.52%	<div></div>

95	No opinion	30	1.21%	<div></div>
97	Don't know	120	4.83%	<div></div>
98	Refuse to answer	3	0.12%	<div></div>
		2484	100%	