













Taiwan Institute for Governance and Communication Research (TIGCR), 2018: Political Polarization Survey (TIGCR-PPS 2018)

vPD2. Overall, during president Tsai's term, in what aspect has she performed best?

Sample citation of the data source

- Data analyzed in this article [paper, book, chapter, report] were from Taiwan Institute for Governance and Communication Research (TIGCR), 2018: Political Polarization Survey (TIGCR-PPS 2018). The principal investigators of multi-year project TIGCR are Professor Chi Huang (National Chengchi University) and Professor Chingching Chang (National Chengchi University). TIGCR-PPS 2018 is the first year Face-to-Face interview survey data of the TIGCR citizen's panel survey on "Political attitude, Policy-making and Governance Communication in Taiwan". The principal investigators are Professor Chi Huang and Professor Chingching Chang. More information is on TIGCR website (<http://tigcr.nccu.edu.tw/>). The author(s) appreciate the assistance in providing data by the institute and individual(s) aforementioned. The author(s) are alone responsible for views expressed herein. DOI : 10.6923/TW-TIGCR-PPS2018

(For more archives: <https://tigcr.nccu.edu.tw/en/survey-search>)

No.	Value Label	Frequency	Percent	
1	Cross-strait relations	46	1.85%	
2	Economic development	28	1.13%	
3	Judicial reform	24	0.97%	
4	Aboriginal justice	18	0.72%	
5	Forward-Looking Infrastructure	26	1.05%	
6	Non-nuclear policy	45	1.81%	
7	Income distribution	26	1.05%	
8	Environmental pollution	34	1.37%	
9	Technological development	40	1.61%	
10	Aging society	150	6.04%	
11	Same-sex marriage	158	6.36%	
12	Transformative justice	42	1.69%	

13	New Southbound Policy	45	1.81%	<div></div>
14	Pension reform	470	18.92%	<div></div>
15	Capital punishment debate	10	0.4%	<div></div>
16	One mandatory day off and one flexible rest day	120	4.83%	<div></div>
25		1	0.04%	<div></div>
39		1	0.04%	<div></div>
40		1	0.04%	<div></div>
43		1	0.04%	<div></div>
91	All	19	0.76%	<div></div>
92	None at all	592	23.83%	<div></div>
94	It's hard to say	54	2.17%	<div></div>
95	No opinion	128	5.15%	<div></div>
97	Don't know	393	15.82%	<div></div>
98	Refuse to answer	12	0.48%	<div></div>
		2484	100%	