









Taiwan Institute for Governance and Communication Research (TIGCR), 2018: Political Polarization Survey (TIGCR-PPS 2018)

vNH2b_R. In the last year, how many times have you been invited to participate in these activities related to the above-mentioned political issues through social media like Facebook, or instant message software like Line?(including conditions that you were invited, but you didn't participate.)

Sample citation of the data source

- Data analyzed in this article [paper, book, chapter, report] were from Taiwan Institute for Governance and Communication Research (TIGCR), 2018: Political Polarization Survey (TIGCR-PPS 2018). The principal investigators of multi-year project TIGCR are Professor Chi Huang (National Chengchi University) and Professor Chingching Chang (National Chengchi University). TIGCR-PPS 2018 is the first year Face-to-Face interview survey data of the TIGCR citizen's panel survey on "Political attitude, Policy-making and Governance Communication in Taiwan". The principal investigators are Professor Chi Huang and Professor Chingching Chang. More information is on TIGCR website (<http://tigcr.nccu.edu.tw/>). The author(s) appreciate the assistance in providing data by the institute and individual(s) aforementioned. The author(s) are alone responsible for views expressed herein. DOI : 10.6923/TW-TIGCR-PPS2018

(For more archives: <https://tigcr.nccu.edu.tw/en/survey-search>)

No.	Value Label	Frequency	Percent	
0	None	1681	67.67%	
1	1-5 time(s)	239	9.62%	
2	6-10 times	29	1.17%	
3	11-20 times	5	0.2%	
4	21-50 times	1	0.04%	
5	More than 51 times	1	0.04%	
96	Skip	523	21.05%	
97	Don't know	5	0.2%	
		2484	100%	

