








Taiwan Institute for Governance and Communication Research (TIGCR), 2018: Political Polarization Survey (TIGCR-PPS 2018)

vNG1bm06. What platform/approach you use to search/browse/read/watch the political/public issue-related news/information/videos is?(06)News Apps

Sample citation of the data source

- Data analyzed in this article [paper, book, chapter, report] were from Taiwan Institute for Governance and Communication Research (TIGCR), 2018: Political Polarization Survey (TIGCR-PPS 2018). The principal investigators of multi-year project TIGCR are Professor Chi Huang (National Chengchi University) and Professor Chingching Chang (National Chengchi University). TIGCR-PPS 2018 is the first year Face-to-Face interview survey data of the TIGCR citizen's panel survey on "Political attitude, Policy-making and Governance Communication in Taiwan". The principal investigators are Professor Chi Huang and Professor Chingching Chang. More information is on TIGCR website (<http://tigcr.nccu.edu.tw/>). The author(s) appreciate the assistance in providing data by the institute and individual(s) aforementioned. The author(s) are alone responsible for views expressed herein. DOI : 10.6923/TW-TIGCR-PPS2018

(For more archives: <https://tigcr.nccu.edu.tw/en/survey-search>)

| No. | Value Label | Frequency | Percent | |
|-----|---------------|-----------|---------|---------------------------------------------------------------------------------------|
| 0 | No | 1097 | 44.16% |  |
| 1 | Yes | 197 | 7.93% |  |
| 92 | None of above | 4 | 0.16% |  |
| 94 | It depends | 4 | 0.16% |  |
| 95 | No opinion | 6 | 0.24% |  |
| 96 | Skip | 1169 | 47.06% |  |
| 97 | Don't know | 7 | 0.28% |  |
| | | 2484 | 100% | |