









# Taiwan Institute for Governance and Communication Research (TIGCR), 2018: Political Polarization Survey (TIGCR-PPS 2018)

vNE3m52. Which of the following radios did you watch most often to acquire political/ public issue-related information?  
(52)Happy Radio FM97.5

## Sample citation of the data source

- Data analyzed in this article [paper, book, chapter, report] were from Taiwan Institute for Governance and Communication Research (TIGCR), 2018: Political Polarization Survey (TIGCR-PPS 2018). The principal investigators of multi-year project TIGCR are Professor Chi Huang (National Chengchi University) and Professor Chingching Chang (National Chengchi University). TIGCR-PPS 2018 is the first year Face-to-Face interview survey data of the TIGCR citizen's panel survey on "Political attitude, Policy-making and Governance Communication in Taiwan". The principal investigators are Professor Chi Huang and Professor Chingching Chang. More information is on TIGCR website (<http://tigcr.nccu.edu.tw/>). The author(s) appreciate the assistance in providing data by the institute and individual(s) aforementioned. The author(s) are alone responsible for views expressed herein. DOI : 10.6923/TW-TIGCR-PPS2018

(For more archives: <https://tigcr.nccu.edu.tw/en/survey-search>)

| No. | Value Label   | Frequency | Percent |   |
|-----|---------------|-----------|---------|---|
| 0   | No            | 474       | 19.08%  |  |
| 1   | Yes           | 6         | 0.24%   |  |
| 91  | All of above  | 1         | 0.04%   |  |
| 92  | None of above | 39        | 1.57%   |  |
| 94  | It depends    | 1         | 0.04%   |  |
| 95  | No opinion    | 2         | 0.08%   |  |
| 96  | Skip          | 1935      | 77.9%   |  |
| 97  | Don't know    | 26        | 1.05%   |  |
|     |               | 2484      | 100%    |   |