








# Taiwan Institute for Governance and Communication Research (TIGCR), 2018: Political Polarization Survey (TIGCR-PPS 2018)

vNE1b1m30. Which of the following television channels did you watch most often to acquire political/ public issue-related information?(30)ESPN

## Sample citation of the data source

- Data analyzed in this article [paper, book, chapter, report] were from Taiwan Institute for Governance and Communication Research (TIGCR), 2018: Political Polarization Survey (TIGCR-PPS 2018). The principal investigators of multi-year project TIGCR are Professor Chi Huang (National Chengchi University) and Professor Chingching Chang (National Chengchi University). TIGCR-PPS 2018 is the first year Face-to-Face interview survey data of the TIGCR citizen's panel survey on "Political attitude, Policy-making and Governance Communication in Taiwan". The principal investigators are Professor Chi Huang and Professor Chingching Chang. More information is on TIGCR website (<http://tigcr.nccu.edu.tw/>). The author(s) appreciate the assistance in providing data by the institute and individual(s) aforementioned. The author(s) are alone responsible for views expressed herein. DOI : 10.6923/TW-TIGCR-PPS2018

(For more archives: <https://tigcr.nccu.edu.tw/en/survey-search>)

No.	Value Label	Frequency	Percent	
0	No	1654	66.59%	
1	Yes	11	0.44%	
91	All of above	3	0.12%	
92	None of above	8	0.32%	
94	It depends	3	0.12%	
96	Skip	802	32.29%	
97	Don't know	3	0.12%	
		2484	100%	