











# Taiwan Institute for Governance and Communication Research (TIGCR), 2018: Political Polarization Survey (TIGCR-PPS 2018)

vNC1. How identical is your perspective to the political/public issue-related information acquired from the social media ?(e.g. Facebook, but not including Line messages)

## Sample citation of the data source

- Data analyzed in this article [paper, book, chapter, report] were from Taiwan Institute for Governance and Communication Research (TIGCR), 2018: Political Polarization Survey (TIGCR-PPS 2018). The principal investigators of multi-year project TIGCR are Professor Chi Huang (National Chengchi University) and Professor Chingching Chang (National Chengchi University). TIGCR-PPS 2018 is the first year Face-to-Face interview survey data of the TIGCR citizen's panel survey on "Political attitude, Policy-making and Governance Communication in Taiwan". The principal investigators are Professor Chi Huang and Professor Chingching Chang. More information is on TIGCR website (<http://tigcr.nccu.edu.tw/>). The author(s) appreciate the assistance in providing data by the institute and individual(s) aforementioned. The author(s) are alone responsible for views expressed herein. DOI : 10.6923/TW-TIGCR-PPS2018

(For more archives: <https://tigcr.nccu.edu.tw/en/survey-search>)

No.	Value Label	Frequency	Percent	
1	Totally identical	6	0.24%	
2	Mostly identical	185	7.45%	
3	Some identical	826	33.25%	
4	Barely identical	181	7.29%	
5	Totally unidentical	19	0.76%	
94	It depends	11	0.44%	
95	No opinion	31	1.25%	
96	Skip	1191	47.95%	
97	Don't know	32	1.29%	
98	Refuse to answer	2	0.08%	
		2484	100%	

