











Taiwan Institute for Governance and Communication Research (TIGCR), 2018: Political Polarization Survey (TIGCR-PPS 2018)

vNA2b_R. On the days that you do read(printed) newspaper, how much time do you spend on reading it a day?

Sample citation of the data source

- Data analyzed in this article [paper, book, chapter, report] were from Taiwan Institute for Governance and Communication Research (TIGCR), 2018: Political Polarization Survey (TIGCR-PPS 2018). The principal investigators of multi-year project TIGCR are Professor Chi Huang (National Chengchi University) and Professor Chingching Chang (National Chengchi University). TIGCR-PPS 2018 is the first year Face-to-Face interview survey data of the TIGCR citizen's panel survey on "Political attitude, Policy-making and Governance Communication in Taiwan". The principal investigators are Professor Chi Huang and Professor Chingching Chang. More information is on TIGCR website (<http://tigcr.nccu.edu.tw/>). The author(s) appreciate the assistance in providing data by the institute and individual(s) aforementioned. The author(s) are alone responsible for views expressed herein. DOI : 10.6923/TW-TIGCR-PPS2018

(For more archives: <https://tigcr.nccu.edu.tw/en/survey-search>)

No.	Value Label	Frequency	Percent	
1	Less than 30 minutes	192	7.73%	
2	30-59 minutes	207	8.33%	
3	1-2 hours	111	4.47%	
4	2-3 hours	22	0.89%	
5	3-4 hours	4	0.16%	
6	4-5 hoous	1	0.04%	
7	5-6 hours	1	0.04%	
8	6-7 hoous	1	0.04%	
12	More than 10 hoous	5	0.2%	
9696	Skip	1940	78.1%	
		2484	100%	

