












Taiwan Institute for Governance and Communication Research (TIGCR), 2018: Taiwan Government Bureaucrats Survey (TIGCR-TGBS 2018).

q7. What is the field (subject/department/institution) of your highest degree?

Sample citation of the data source

Data analyzed in this article [paper, book, chapter, report] were from Taiwan Institute for Governance and Communication Research (TIGCR), 2018: Taiwan Government Bureaucrats Survey (TIGCR-TGBS 2018). The principal investigators of multi-year project TIGCR are Professor Chi Huang (National Chengchi University) and Professor Chingching Chang (National Chengchi University). TIGCR- TGBS 2018 is the first year online survey data of the TIGCR government bureaucrats' panel survey on "Political attitude, Policy-making and Governance Communication in Taiwan". The principal investigators are Professor Chi Huang and Professor Chingching Chang. More information is on TIGCR website ((<http://tigcr.nccu.edu.tw/>)). The author(s) appreciate the assistance in providing data by the institute and individual(s) aforementioned. The author(s) are alone responsible for views expressed herein. DOI : 10.6923/TW-TIGCR-TGBS2018

(For more archives: <https://tigcr.nccu.edu.tw/en/survey-search>)

No.	Value Label	Frequency	Percent	
1	Literature (Chinese, history, philosophy, foreign languages, translations, etc.)	89	9.44%	
2	Social Science (sociology, political science, economics, public administration, land administration, financial administration, social work, labor, national development, etc.)	322	34.15%	
3	Business and management (business administration, international trade, accounting, risk management, finance, etc.)	148	15.69%	
4	Law (Law, law and politics)	53	5.62%	
5	Science (psychology, mathematics, physics, chemistry, etc.)	25	2.65%	
6	Engineering (electrical engineering, civil engineering, industrial engineering, materials science, life science, etc.)	164	17.39%	
7	Medicine (Medicine, dentistry, nursing science, pharmacy, health care management, etc.)	31	3.29%	
8	Education (Education, education administration, civic education)	35	3.71%	
9	Communication (News, public relationship, advertising, communication arts, graphic arts, etc.)	20	2.12%	
10	Art and Performance (Music, art, performing arts, drama, movie, cultural and creative, etc.)	10	1.06%	
11	Others (Please specify)	46	4.88%	
		943	100%	