



















Taiwan Institute for Governance and Communication Research (TIGCR), 2018: Political Polarization Survey (TIGCR-PPS 2018)

vP8. Religious belief.

Sample citation of the data source

- Data analyzed in this article [paper, book, chapter, report] were from Taiwan Institute for Governance and Communication Research (TIGCR), 2018: Political Polarization Survey (TIGCR-PPS 2018). The principal investigators of multi-year project TIGCR are Professor Chi Huang (National Chengchi University) and Professor Chingching Chang (National Chengchi University). TIGCR-PPS 2018 is the first year Face-to-Face interview survey data of the TIGCR citizen's panel survey on "Political attitude, Policy-making and Governance Communication in Taiwan". The principal investigators are Professor Chi Huang and Professor Chingching Chang. More information is on TIGCR website (<http://tigcr.nccu.edu.tw/>). The author(s) appreciate the assistance in providing data by the institute and individual(s) aforementioned. The author(s) are alone responsible for views expressed herein. DOI : 10.6923/TW-TIGCR-PPS2018

(For more archives: <https://tigcr.nccu.edu.tw/en/survey-search>)

No.	Value Label	Frequency	Percent	
1	None	698	28.1%	
2	Buddhist	466	18.76%	
3	Taoist	522	21.01%	
4	Protestant	83	3.34%	
5	Catholic	12	0.48%	
6	Muslim	1	0.04%	
7	I-Kuan-Tao	41	1.65%	
8	Traditional folk belief	644	25.93%	
9	Confucianism	1	0.04%	
10	Falun Gong	1	0.04%	
11	Soka Gakkai International	1	0.04%	
12	Đạo Cao Đài	1	0.04%	
13	Tien Dao	1	0.04%	
14	Conscience and morals	1	0.04%	
15	Buddhist and Taoist	4	0.16%	
91	All	3	0.12%	
97	Don't know	2	0.08%	
98	Refuse to answer	2	0.08%	
		2484	100%	