















# Taiwan Institute for Governance and Communication Research (TIGCR), 2018: Political Polarization Survey (TIGCR-PPS 2018)

vGA1. Point 0 represents no positive impression, and point 10 represents very positive impression. From point 0-10, how many points will you grade Kuomintang?

## Sample citation of the data source

- Data analyzed in this article [paper, book, chapter, report] were from Taiwan Institute for Governance and Communication Research (TIGCR), 2018: Political Polarization Survey (TIGCR-PPS 2018). The principal investigators of multi-year project TIGCR are Professor Chi Huang (National Chengchi University) and Professor Chingching Chang (National Chengchi University). TIGCR-PPS 2018 is the first year Face-to-Face interview survey data of the TIGCR citizen's panel survey on "Political attitude, Policy-making and Governance Communication in Taiwan". The principal investigators are Professor Chi Huang and Professor Chingching Chang. More information is on TIGCR website (<http://tigcr.nccu.edu.tw/>). The author(s) appreciate the assistance in providing data by the institute and individual(s) aforementioned. The author(s) are alone responsible for views expressed herein. DOI : 10.6923/TW-TIGCR-PPS2018

(For more archives: <https://tigcr.nccu.edu.tw/en/survey-search>)

No.	Value Label	Frequency	Percent	
0		208	8.37%	
1		54	2.17%	
2		115	4.63%	
3		205	8.25%	
4		194	7.81%	
5		841	33.86%	
6		283	11.39%	
7		153	6.16%	
8		100	4.03%	
9		16	0.64%	
10		62	2.5%	
94	It's hard to say	31	1.25%	
97	Don't know	200	8.05%	
98	Refuse to answer	22	0.89%	
		2484	100%	