













Taiwan Institute for Governance and Communication Research (TIGCR), 2018: Political Polarization Survey (TIGCR-PPS 2018)


















vPG3. If tomorrow is the election day, which party of the councilor candidate will you vote for in your city/county?

Sample citation of the data source

- Data analyzed in this article [paper, book, chapter, report] were from Taiwan Institute for Governance and Communication Research (TIGCR), 2018: Political Polarization Survey (TIGCR-PPS 2018). The principal investigators of multi-year project TIGCR are Professor Chi Huang (National Chengchi University) and Professor Chingching Chang (National Chengchi University). TIGCR-PPS 2018 is the first year Face-to-Face interview survey data of the TIGCR citizen’s panel survey on “Political attitude, Policy-making and Governance Communication in Taiwan”. The principal investigators are Professor Chi Huang and Professor Chingching Chang. More information is on TIGCR website (<http://tigcr.nccu.edu.tw/>). The author(s) appreciate the assistance in providing data by the institute and individual(s) aforementioned. The author(s) are alone responsible for views expressed herein. DOI : 10.6923/TW-TIGCR-PPS2018

(For more archives: <https://tigcr.nccu.edu.tw/en/survey-search>)

No.	Value Label	Frequency	Percent	
1	Kuomintang(KMT)	529	21.3%	
2	Democratic Progressive Party(DPP)	446	17.95%	
3	People First Party(PFP)	29	1.17%	
4	Taiwan Solidarity Union(TSU)	5	0.2%	
5	New Power Party(NPP)	125	5.03%	
6	Green Party	14	0.56%	
7	Social Democratic Party(SDP)	4	0.16%	
8	Taiwan Radical Wings(TRW)	2	0.08%	
9	Minkuotang(MKT, Republic Party)	1	0.04%	
10	Non-Partisan Solidarity Union(NPSU)	61	2.46%	
11	New Party(NP)	4	0.16%	
12	Faith and Hope League	3	0.12%	

13	Trees Party	4	0.16%	
14	Labor Party	8	0.32%	
15	Others	1	0.04%	
21	KO, Wen-Je	1	0.04%	
22	LIN, Chih-Chien	1	0.04%	
23	LO, Wen-Jui	1	0.04%	
89	No partisan	35	1.41%	
90	Vote for the person, not the party	48	1.93%	
91	Not going to vote for the councilor	14	0.56%	
92	Not yet decided	641	25.81%	
93	Cast an invalid vote	56	2.25%	
94	It depends	174	7%	
95	No opinion	1	0.04%	
96	Skip	61	2.46%	
97	Don't know	138	5.56%	
98	Refuse to answer	76	3.06%	
99	Missing	1	0.04%	
		2484	100%	