













Taiwan Institute for Governance and Communication Research (TIGCR), 2018: Political Polarization Survey (TIGCR-PPS 2018)




















vPD3. Overall, during president Tsai's term, in what aspect has she performed worst?

Sample citation of the data source

- Data analyzed in this article [paper, book, chapter, report] were from Taiwan Institute for Governance and Communication Research (TIGCR), 2018: Political Polarization Survey (TIGCR-PPS 2018). The principal investigators of multi-year project TIGCR are Professor Chi Huang (National Chengchi University) and Professor Chingching Chang (National Chengchi University). TIGCR-PPS 2018 is the first year Face-to-Face interview survey data of the TIGCR citizen's panel survey on "Political attitude, Policy-making and Governance Communication in Taiwan". The principal investigators are Professor Chi Huang and Professor Chingching Chang. More information is on TIGCR website (<http://tigcr.nccu.edu.tw/>). The author(s) appreciate the assistance in providing data by the institute and individual(s) aforementioned. The author(s) are alone responsible for views expressed herein. DOI : 10.6923/TW-TIGCR-PPS2018

(For more archives: <https://tigcr.nccu.edu.tw/en/survey-search>)

No.	Value Label	Frequency	Percent	
1	Cross-strait relations	500	20.13%	
2	Economic development	235	9.46%	
3	Judicial reform	95	3.82%	
4	Aboriginal justice	5	0.2%	
5	Forward-Looking Infrastructure	34	1.37%	
6	Non-nuclear policy	103	4.15%	
7	Income distribution	20	0.81%	
8	Environmental pollution	57	2.29%	
9	Technological development	10	0.4%	
10	Aging society	15	0.6%	
11	Same-sex marriage	135	5.43%	
12	Transformative justice	31	1.25%	

13	New Southbound Policy	13	0.52%	
14	Pension reform	123	4.95%	
15	Capital punishment debate	172	6.92%	
16	One mandatory day off and one flexible rest day	253	10.19%	
25		4	0.16%	
27		1	0.04%	
33		1	0.04%	
41		2	0.08%	
42		1	0.04%	
44		1	0.04%	
45		1	0.04%	
46		1	0.04%	
47		4	0.16%	
91	All	25	1.01%	
92	None at all	157	6.32%	
94	It's hard to say	29	1.17%	
95	No opinion	95	3.82%	
97	Don't know	351	14.13%	
98	Refuse to answer	10	0.4%	
		2484	100%	