









Taiwan Institute for Governance and Communication Research (TIGCR), 2018: Political Polarization Survey (TIGCR-PPS 2018)

vPB9. We can change politics by using different opinion-expression approaches.

Sample citation of the data source

- Data analyzed in this article [paper, book, chapter, report] were from Taiwan Institute for Governance and Communication Research (TIGCR), 2018: Political Polarization Survey (TIGCR-PPS 2018). The principal investigators of multi-year project TIGCR are Professor Chi Huang (National Chengchi University) and Professor Chingching Chang (National Chengchi University). TIGCR-PPS 2018 is the first year Face-to-Face interview survey data of the TIGCR citizen’s panel survey on “Political attitude, Policy-making and Governance Communication in Taiwan”. The principal investigators are Professor Chi Huang and Professor Chingching Chang. More information is on TIGCR website (<http://tigcr.nccu.edu.tw/>). The author(s) appreciate the assistance in providing data by the institute and individual(s) aforementioned. The author(s) are alone responsible for views expressed herein. DOI : 10.6923/TW-TIGCR-PPS2018

(For more archives: <https://tigcr.nccu.edu.tw/en/survey-search>)

| No. | Value Label | Frequency | Percent | |
|-----|--------------------|-----------|---------|---|
| 1 | Strongly agree | 89 | 3.58% |  |
| 2 | Agree | 1268 | 51.05% |  |
| 3 | Not agree | 806 | 32.45% |  |
| 4 | Strongly not agree | 102 | 4.11% |  |
| 94 | It depends | 33 | 1.33% |  |
| 95 | No opinion | 34 | 1.37% |  |
| 97 | Don't know | 147 | 5.92% |  |
| 98 | Refuse to answer | 5 | 0.2% |  |
| | | 2484 | 100% | |