










# Taiwan Institute for Governance and Communication Research (TIGCR), 2018: Political Polarization Survey (TIGCR-PPS 2018)

vNF1. You want to know the relevant information about political or public issues because you want to understand crucial domestic and international events. Do you agree with this statement?

## Sample citation of the data source

- Data analyzed in this article [paper, book, chapter, report] were from Taiwan Institute for Governance and Communication Research (TIGCR), 2018: Political Polarization Survey (TIGCR-PPS 2018). The principal investigators of multi-year project TIGCR are Professor Chi Huang (National Chengchi University) and Professor Chingching Chang (National Chengchi University). TIGCR-PPS 2018 is the first year Face-to-Face interview survey data of the TIGCR citizen’s panel survey on “Political attitude, Policy-making and Governance Communication in Taiwan”. The principal investigators are Professor Chi Huang and Professor Chingching Chang. More information is on TIGCR website (<http://tigcr.nccu.edu.tw/>). The author(s) appreciate the assistance in providing data by the institute and individual(s) aforementioned. The author(s) are alone responsible for views expressed herein. DOI : 10.6923/TW-TIGCR-PPS2018

(For more archives: <https://tigcr.nccu.edu.tw/en/survey-search>)

No.	Value Label	Frequency	Percent	
1	Strongly agree	309	12.44%	
2	Agree	1471	59.22%	
3	Average	344	13.85%	
4	Not agree	233	9.38%	
5	Strongly not agree	27	1.09%	
94	It depends	6	0.24%	
95	No opinion	42	1.69%	
97	Don't know	51	2.05%	
98	Refuse to answer	1	0.04%	
		2484	100%	