







Taiwan Institute for Governance and Communication Research (TIGCR), 2018: Political Polarization Survey (TIGCR-PPS 2018)

vNE1b1m61. Which of the following television channels did you watch most often to acquire political/ public issue-related information?(61)Fashion TV

Sample citation of the data source

- Data analyzed in this article [paper, book, chapter, report] were from Taiwan Institute for Governance and Communication Research (TIGCR), 2018: Political Polarization Survey (TIGCR-PPS 2018). The principal investigators of multi-year project TIGCR are Professor Chi Huang (National Chengchi University) and Professor Chingching Chang (National Chengchi University). TIGCR-PPS 2018 is the first year Face-to-Face interview survey data of the TIGCR citizen’s panel survey on “Political attitude, Policy-making and Governance Communication in Taiwan”. The principal investigators are Professor Chi Huang and Professor Chingching Chang. More information is on TIGCR website (<http://tigcr.nccu.edu.tw/>). The author(s) appreciate the assistance in providing data by the institute and individual(s) aforementioned. The author(s) are alone responsible for views expressed herein. DOI : 10.6923/TW-TIGCR-PPS2018

(For more archives: <https://tigcr.nccu.edu.tw/en/survey-search>)

| No. | Value Label | Frequency | Percent | |
|-----|---------------|-----------|---------|---|
| 0 | No | 1665 | 67.03% |  |
| 91 | All of above | 3 | 0.12% |  |
| 92 | None of above | 8 | 0.32% |  |
| 94 | It depends | 3 | 0.12% |  |
| 96 | Skip | 802 | 32.29% |  |
| 97 | Don't know | 3 | 0.12% |  |
| | | 2484 | 100% | |