









# Taiwan Institute for Governance and Communication Research (TIGCR), 2018: Political Polarization Survey (TIGCR-PPS 2018)

vNA1a. On average, how many days a week(excluding weekends) do you watch TV?

## Sample citation of the data source

- Data analyzed in this article [paper, book, chapter, report] were from Taiwan Institute for Governance and Communication Research (TIGCR), 2018: Political Polarization Survey (TIGCR-PPS 2018). The principal investigators of multi-year project TIGCR are Professor Chi Huang (National Chengchi University) and Professor Chingching Chang (National Chengchi University). TIGCR-PPS 2018 is the first year Face-to-Face interview survey data of the TIGCR citizen’s panel survey on “Political attitude, Policy-making and Governance Communication in Taiwan”. The principal investigators are Professor Chi Huang and Professor Chingching Chang. More information is on TIGCR website (<http://tigcr.nccu.edu.tw/>). The author(s) appreciate the assistance in providing data by the institute and individual(s) aforementioned. The author(s) are alone responsible for views expressed herein. DOI : 10.6923/TW-TIGCR-PPS2018

(For more archives: <https://tigcr.nccu.edu.tw/en/survey-search>)

No.	Value Label	Frequency	Percent	
0	Zero days	339	13.65%	
1	1 day	91	3.66%	
2	2 days	160	6.44%	
2.5	2.5 days	1	0.04%	
3	3 days	137	5.52%	
4	4 days	44	1.77%	
5	5 days	1710	68.84%	
97	Don't know	2	0.08%	
		2484	100%	